



# Gabay sa Pagtutuldik



# Bakit mahalaga ang pagtutuldik?



ISANG SALITA, IBA'T IBA ANG KAHULUGAN:

láya 1: [Bik, Hil, Seb, War] uri ng lambat na gamit sa

pangingisda 2: [Twi, Isi, Gad] luya


layá [Ilk, Itw, Iba]: luya

layâ 1: [Tag] walang disiplina 2: [Bik] bunga ng niyog 3: [Kin, Seb, War] tuyông dahon o sanga 4: [Iba] inahing baboy

lâ-ya [Bik]: luya

layà [Tag]: libertad

# Bigkas at Tuldik



## Paraan ng Pagbikas sa Filipino

malúmay

malumì

mabilís

maragsâ

## Tuldik na Dapat Gamitin


pahilís ( ´ )

paiwà ( ` )

pahilís ( ´ )

pakupyâ ( ^ )

# Malúmay na Bigkas



Ang diin ay nása ikalawang pantig mula sa dulo ng salita at walang impit.

# Malúmay na Bigkas

RK

## Nagtatapos sa Patinig



dalága


babáe

saríli

táo

sampalatáya

# Malúmay na Bigkas



Nagtatapos sa Katinig



nánay





silángan

kilábot

tahímik


kapisánan

# Malumì na Bigkas

A decorative graphic on the left side of the slide consisting of a large yellow square at the bottom, a smaller orange square on top of it, and a blue square on top of that, all aligned to the right.

Binibigkas nang malumay, ang kaibahan nitó ay ang impit na tunog sa hulihán na sinisimbolo ng tuldik na paiwà.

# Malumì na Bigkas





batà (child)  
talumpati  
dambuhalà  
dalamhati  
kulasisi  
labi






# Mabilís na Bigkas

A decorative graphic on the left side of the slide, consisting of a blue square, an orange square, and a yellow square, all partially overlapping.

Binibigkas nang tuloy-tuloy na ang diin ay nasa hulíng pantig ngunit walang impit sa dulo, ginagamitan ng tuldik na pahilís.

# Mabilís na Bigkas



Nagtatapos sa Patinig



takbó


isá

malakí

batubató



# Mabilís na Bigkas





Nagtatapos sa Katinig



bulaklák  
katawán  
alagád  
alitaptáp





# Maragsâ na Bigkas


A decorative graphic on the left side of the slide consisting of a large yellow square at the bottom, a smaller orange square on top of it, and a blue square on top of the orange one.

Bibibigkas nang tuloy-tuloy at nása dulo din ang diin ngunit may impit sa dulo, ginagamitan ng tuldik na pakupyâ.

# Maragsâ na Bigkas

A decorative graphic on the left side of the page consisting of a large yellow rectangle at the bottom, a smaller orange rectangle on top of it, and a blue rectangle on top of the orange one.

aligagâ  
tulâ  
tugmâ  
tuyô



# Daghang salamat!

Bumisita sa [kwf.gov.ph](http://kwf.gov.ph) at sa aming FB page!

